



LEE  TENNIS  
court products




EQUIPMENT • SUPPLIES • ACCESSORIES

2008



## TABLE OF CONTENTS

-  **FEATURED PRODUCTS**
-  **FAS CONSULTING SERVICES**
-  **TENNIS OPTICS SPORTS LIGHTING**
-  **HAR-TRU**
-  **CLAYTECH**
-  **COURTPAC ROLLERS**
-  **RESURFACING/SCARIFIERS**
-  **LINE TAPES AND NAILS**
-  **GROOMING EQUIPMENT**
-  **NETS/POSTS**
-  **WINDSCREENS/FABRIC FENCING**
-  **ACCESSORIES**
-  **ALGAE CONTROL**
-  **BACKBOARDS/SCOREKEEPERS/COURT SIGNS/COOLERS**
-  **IRRIGATION**
-  **CONTRACTOR AND SPECIALTY ITEMS**

Member of the  
  
ITF  
Foundation





## Better Court Products for a Better Game

We are tennis people at heart. Our team is made of people who play tennis; who enjoy watching tennis; who play in weekly leagues; who buy tennis balls, shoes, and clothing; people who have taught tennis and still are proud members of their teaching associations; people who have built and reconditioned clay courts; people who serve on major tennis industry boards; people who serve as officers of their tennis teaching associations; people who have presented seminars at tennis conferences; people who have been in the industry of tennis their whole lives and have chosen this sport to make their means of living. We care about the sport of tennis and we show it by being involved in the industry.

One of our goals is to get as many people who have not tried a clay court to get the chance to experience it firsthand. If you are holding this catalog, you probably already know how great clay courts are. We want everybody to know how great they are, and we are continuing to find ways to get people to try a clay court for the first time.

Another goal is to develop products and systems that help players enjoy tennis longer and make it easier to take care of their sliding surface court. Over the past 44 years, our commitment to innovation has brought advances in irrigation, tools and surfaces, and we continue to look for ways to help people who want to play on clay find a way to get a clay court built that is right for them.

To build upon this innovation, we are introducing ClayTech. ClayTech is our newest surfacing system and is bringing clay courts to those players who are looking for a low maintenance, low water usage solution that retains all the benefits of a traditional Har-Tru® court.

So if you are one of millions of people who play on Har-Tru and swear by clay courts, we thank you. Thank you for your loyalty and your passion. If you haven't tried a clay court before, please do, and make the decision for yourself. Give us a call at 1-877-4-HAR-TRU, and we can help you find a court in your area.



2

## LEE TENNIS

Over the years, there have been many changes at Lee Tennis. Each change has focused on making a better product or offering better service to our customers with the end goal of making clay court ownership a reality for anyone who desires it:

- In 1964, Bob Lee, VP of the Har-Tru Corporation, started Lee Tennis® Products.
- In the '70s, Lee Tennis began manufacturing mechanical rollers and clay court maintenance tools and also established guidelines for court maintenance.
- In 1975, with the popularity of Har-Tru, the USTA decided to change the surface of the U.S. Open from grass to Har-Tru. The U.S. Open was played on the green clay for three years.
- In the early '80s, Lee Tennis began offering new products, seminars, catalogs and hands-on customer service.
- In the late '80s, Lee Tennis purchased the rights to the Hydro-Court underground watering system and further developed and standardized it for the industry.
- In 1991, Lee Tennis moved into its state-of-the-art manufacturing facilities. The Charlottesville, Virginia, plant contains many modern innovations to improve both quality and productivity.
- In 1997, Lee Tennis was purchased by Luck Stone, a longtime partner and their Virginia-based supplier of stone materials.

- In 1998, Luck Stone acquired the manufacturing assets of the original Har-Tru material provider and bought the Har-Tru brand.
- In 2002, a uniquely designed 25,000-square-foot covered storage building was added that ensures your Har-Tru will remain safe and dry, even when trucks are loaded during unpleasant weather.
- In the fall of 2006, Lee Tennis updated the equipment used for bagging and packaging. The new equipment was more efficient and safe for our employees and provided a better environment in which to work.
- In January 2007, Lee Tennis introduced ClayTech, a revolutionary new product that makes clay courts simpler to care for and easier to own.

We are very proud of our heritage and our facilities and invite our customers to come by and see how we make and control the quality of the products that are bought from us. After all, it is your plant, too. Without your loyalty over the years, we would never have grown to be able to build such great facilities. We look forward to bringing you the best products and the best service in the tennis industry. We welcome your suggestions so we can continue to provide the best tennis courts and accessories in the world.



# FEATURED PRODUCTS

## COURTPAC PRO ROLLER >

Redesigned for 2008. You can now see the roller while moving. See page 12 for more.



## THE CLASSIC > WOOD NET POSTS

See page 23 for details.



## < CLAYTECH CLAY COURTS

The best of clay and hard courts rolled into one. See page 10.



## < ADVANTAGE LIGHTING FIXTURE

Lee Tennis is proud to be the official distributor of the new Tennis Optics Advantage lighting fixtures. These fixtures are three times as bright as any other light on the market and use the same amount of energy. For more info, go to page 6.



4

## FACILITY ANALYSIS SERVICES

When you need a roadmap with complete directions for installing, improving and upgrading tennis courts, turn to FAS – Facility Analysis Services developed by Lee Tennis, makers of Har-Tru clay courts. Lee Tennis's FAS goes beyond just looking at the court surface itself.

The service includes gathering and documenting historical site data, geotechnical information, court orientation, computer-generated three-dimensional topographical surface maps, surface thickness and base stone measurements, analysis of the irrigation systems, drainage, curbing, lighting, nets, net posts, fencing, court and player amenities, short- and long-term recommendations, and if the facility desires, options on converting hard courts. FAS is ideal:

- For construction and maintenance guidance prior to facility renovations or new construction.
- To identify capital-improvement needs for long-term planning and budgeting.
- To investigate the possibility of converting hard courts to clay courts.

Additional consulting services:

- Providing tailored maintenance programs and onsite training for your staff.



### In-Depth Analysis Options

Club information

Historical data

Geotechnical information

Amenity observations

Recommendations

Full-color, three-dimensional maps of each court surveyed are included with every FAS report.

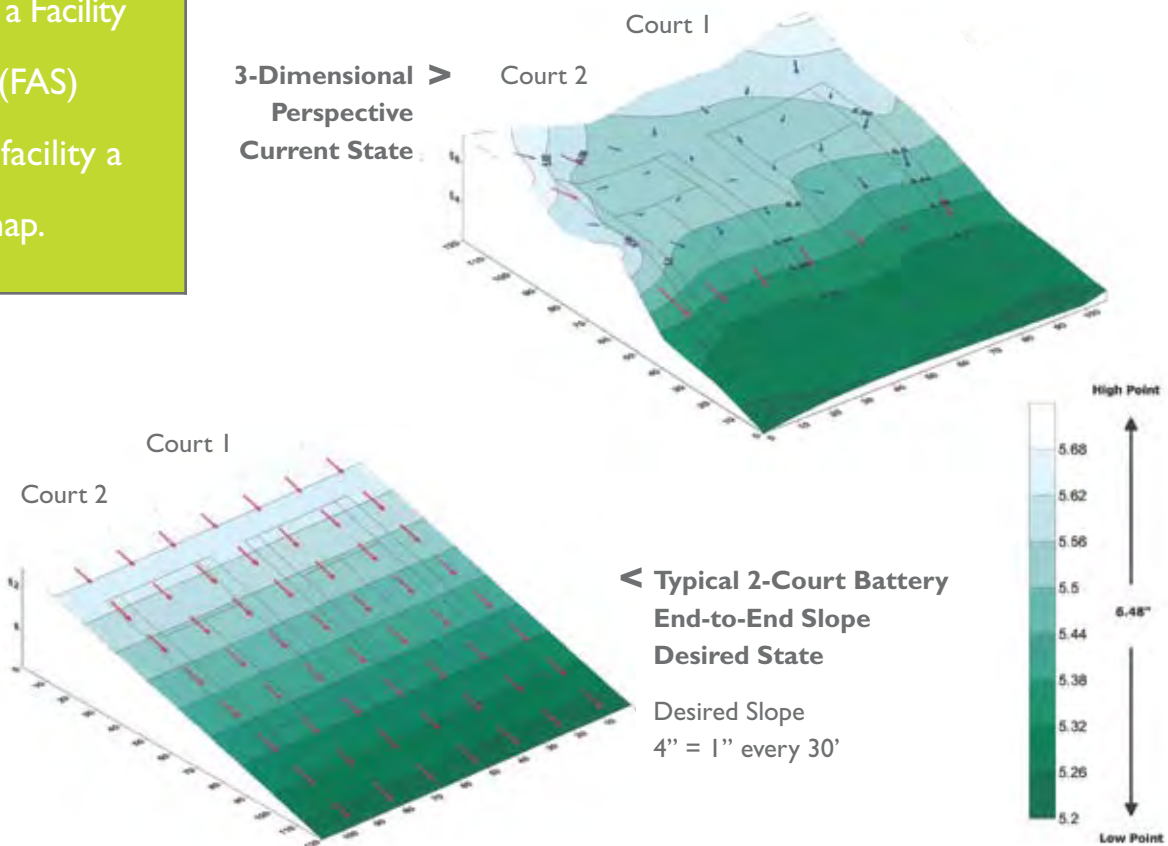
# TIP

Unsure of whether your aging tennis court needs to be totally rebuilt or just freshened up? Call Lee Tennis. One of our expert staff members will provide you with a Facility Analysis Survey (FAS) that offers your facility a complete roadmap.

Club and resort managers and tennis professionals want their players to enjoy the experience, to spend even more time at their facilities and to tell others about the great time they had playing tennis.

Well-manicured courts with great landscaping encourage members and guests to hang around the tennis facility. But how do you know what, exactly, your tennis facilities need to appeal to players – and be cost-effective? FAS takes the guesswork out of this often overwhelming task.

The information gathered for the FAS is put into a bound, full-color, easy-to-read report, complete with photos, charts and computer-generated drawings specific to the facility being analyzed. Lee Tennis personnel can also present the FAS information to a club's board of directors, resort management, tennis committee, members or other groups.



**Ed Montecalvo** is the consulting services manager and is focusing his field experience towards developing Lee Tennis's consulting, construction and product service arm. In this role, Ed conducts Facility Analysis Surveys (FAS), is developing a Har-Tru maintenance certification program and providing training and product support to clay court builders, owners and club personnel.



**Roy Hey** has been with Lee Tennis for 28 years. Roy is currently working with Ed conducting Facility Analysis Surveys, as well as continuing to develop Lee Tennis's consulting construction and product service arm. He is also our product specialist, providing support and technical help on all new and existing products.

To join the ever-growing list of clubs who have taken advantage of this service, or to receive more information about FAS, call or send us an e-mail.

## TENNIS OPTICS™ SPORTS LIGHTING

### Introducing Advantage by Tennis Optics™

The Most Energy-Efficient, High-Performing Tennis Light in the Industry

Tennis courts never seemed bright enough at night, and with good reason, because tennis court lighting technology has not changed significantly in over 20 years. That is, until now.

Lee Tennis has partnered with Visionaire Lighting to proudly introduce the Advantage, a high-performance fixture designed specifically for tennis with up to triple the light compared to other court fixtures. It is now possible to have smoothly lit 150-foot candle averages and 80% lumen retention over time with only eight 1000-watt fixtures.

The VISION™ reflector system inside the Advantage fixture provides the most light in the industry – up to triple the light of the competition. Maximizing this technology also allows the economical option of less wattage for significant energy savings, or fewer fixtures and poles for installation and maintenance savings, while still meeting USTA lighting criteria.



### Testimonial

*“At Riviera, we try to provide the best equipment, technology and coaching to our membership. We recently retro-fitted four of our courts with the new Advantage tennis court fixture. Our light levels more than tripled, increasing from 30- to 45-foot candles to 180-foot candles at the net, 177 at the baseline and 129-foot candles behind the baseline after the new fixtures were installed.*

*Our members and instructors are ecstatic with our lighting upgrade. I know that the level of play and fun at our club will increase with these new fixtures.”*

—Kim Perino, Director of Tennis  
Riviera Tennis Club  
Pacific Palisades, CA



## DID YOU KNOW?

In addition to our Advantage system, Lee Tennis carries the Tennis Optics conventional line of lighting. This system offers advanced design and great performance, with sharp cut-off and high-quality construction, making this luminaire ideal for residential, high school, college and club tennis courts.



The Advantage fixture features a flat lens, full-cutoff design approved by the International Dark Sky Association for neighborhood-friendly lighting and comes with a full complement of arms, poles and optional shields. Please call us for computer-generated lighting plans, free layout service and consultation.

Using the unique VISION reflector system, the Advantage is the ideal retrofit fixture for tennis clubs, public parks, universities, schools and residential courts. The VISION system offers more light and less energy – and requires fewer poles, saving court builders on new construction costs.

- Easy retrofit or new court construction
- Highest court-lighting levels in the industry
- Three cost- and energy-saving options:
  1. 1000-watt Advantage fixtures offer triple the light with the same energy as most competitors' 1000-watt fixtures.
  2. 750-watt Advantage fixtures offer 75% more light and use 25% less energy than most competitors' 1000-watt fixtures.
  3. 450-watt Advantage fixtures offer improved light and use 55% less energy than most competitors' 1000-watt fixtures.



## HAR-TRU® CLAY COURTS

Har-Tru is the most popular clay court surfacing in the United States. Over the years, our contractors have surfaced thousands of courts in almost every state and many foreign countries. Har-Tru is the surface used in almost every clay court event in the U.S. We have been making our product for over 40 years in our own plant here in Charlottesville, VA.

### Top-Dressing

Har-Tru surfacing is the most widely used material for top-dressing existing clay courts. It is excellent for rejuvenating courts at the start of the season. This process replaces those vital fine particles lost during the year through wind and water erosion. When done properly, this process can extend the life of your court indefinitely.



### Why HAR-TRU?

#### Reduced Injuries

Har-Tru responds to a player's movements, preventing the twisting and jarring that occurs on hard surfaces.

#### More Frequent Play

Less physical toll allows players to play longer and recover more quickly.

#### Longer Rallies

Players get to more shots, allowing not just longer rallies but more creative, inspiring points.

#### Rapid Drying Times

Har-Tru courts stay playable during light rains and dry quickly after thunderstorms.

#### Courts That Last

Other courts may crack and bulge, but a Har-Tru court moves with the earth below and can last a lifetime.

#### Easy To Build

A Har-Tru court can be built almost anywhere, including on top of old, cracked asphalt courts. Due to the surface's porous nature, it solves run-off control problems and will satisfy impervious surface restrictions in most cases.

# TIP

Fall top-dressing is just as effective as spring top-dressing and can allow a seasonal club to open its courts weeks earlier in the springtime.

## MAGNESIUM/ CALCIUM CHLORIDE

For dust control and moisture retention. The safest option for the environment. Magnesium Chloride is available in 50 lb. bags.

SOLMAGTCM  
SOLMAGWOT



Calcium Chloride is available in 50 lb. bags.

SOLCALTCM  
SOLCALWOT



## PACKAGING

We offer many packaging options for both the contractor and court owner. Most of our products come in 80 lb. bags with the option of getting that product in an Easy-Lift 50 lb. bag as well. The 50 lb. bag option is intended for those of us not used to handling bags all day. Some insurance company requirements in certain areas will dictate using a 50 lb. bag. Both the 80 lb. and the 50 lb. bags can be palletized and stretch wrapped for easy handling and weather protection.

For our contractors, we also stock and load Har-Tru or HydroBlend in bulk bags. These disposable bags are available in 2000 lb., 2500 lb. and 2800 lb. and can be taken right from the truck to the court with a forklift.



### < HAR-TRU

Tennis court surfacing with binder. For use on Har-Tru courts with sprinkler systems.

Available in:

- 1.0 ton pallet with 80 lb. bags
- 1.4 tons per pallet with 80 lb. bags
- 1.0 ton pallet with 50 lb. bags
- 1.4 tons per pallet with 50 lb. bags
- 2000 lb. bulk bag
- 2500 lb. bulk bag
- 2800 lb. bulk bag

### HAR-TRU COARSE BLEND >

Coarse surface manufactured for indoor and outdoor sub-irrigated courts where extra coarseness and sliding material are needed.

Available only in:

- 1.3 ton pallet with 75 lb. bags



### < HYDROBLEND

Tennis court surfacing material for sub-irrigated tennis courts.

Available in:

- 1.0 ton pallet with 80 lb. bags
- 1.4 tons per pallet with 80 lb. bags
- 2000 lb. bulk bag
- 2500 lb. bulk bag
- 2800 lb. bulk bag

### HYDROBLEND PATCH >

A special blend designed exclusively for patching courts with sub-surface irrigation. This material sets up quickly and firmly without interfering with sub-surface irrigation. Use it to patch baselines, service boxes and other low spots.

Available only in:

- 1.0 ton pallet with 50 lb. bags



### < AMERICAN RED CLAY

Tennis court surfacing material for use on red sub-irrigated tennis courts or for top dressing a variety of natural clay courts.

Available only in:

- 1.4 ton pallet with 70 lb. bags
- 2000 lb. bulk bag

## CLAYTECH® CLAY COURTS

### THE BEST OF CLAY AND HARD COURTS, ROLLED INTO ONE.

More tennis courts are being converted to clay court systems than ever before in the history of tennis. That's because clay court tennis brings players more enjoyment and fewer injuries at every stage of life. Clay courts allow tennis players to slide, which means they can play for as long and as often as they like without overstressing the knees, back and lower extremities.

Now there's a new clay court surface that blends the sliding feature of clay with the easier, more cost-effective maintenance feature of a hard court – ClayTech clay courts. Compare the features of ClayTech courts and hard courts.


### Why ClayTech?

- Reduces injuries
- Reduces severity of injuries
- Slides reduce stress of court impact
- Allows frequent play
- Playable in all weather
- Easy, cost-efficient maintenance
- Can be laid over any asphalt or concrete base or existing hard court (even damaged) with minimal preparation
- Less water usage




## DID YOU KNOW?

ClayTech has been used for over ten years in Europe and was introduced in North America last year by Lee Tennis to provide a clay court for those who want a lower maintenance sliding court surface.



## MINIMAL MAINTENANCE AND EXPENSE

ClayTech's natural clay top layer and synthetic polypropylene membrane create an attractive, uniform, sliding court surface. Maintenance requires nothing more than a simple sweep, even after a season of not seeing play. Water consumption is considerably reduced because ClayTech facilitates water absorption and drainage. The clay-topped surface prevents holes and cracks and the polypropylene membrane contributes to a very long life. Another maintenance benefit is the perimeter lines are painted in place when the surface is installed. This makes the lines easily last for three years.



## ALL-WEATHER PLAYABILITY

Specially designed to withstand intensive outdoor use all year round, ClayTech clay courts are always ready for play, even in adverse climates. The surface is playable after a rainfall and is particularly resistant to UV rays. Freeze-thaw problems are nonexistent with ClayTech. Even during the hottest days of summer, ClayTech, with just a spritz of water, remains cooler than hard courts.

ClayTech clay courts are available in red clay or Har-Tru® green.

From the people who bring you HAR-TRU clay courts. LEE Tennis is the sole U.S. distributor of ClayTech, a **FieldTurf Tarkett**™ product.

## COURTPAC ROLLERS

### COURTPAC

ROLCPC24 - 24" CourtPac Roller

ROLCPC48 - 48" CourtPac Roller

Easy to operate and easy to maintain, we believe you will find the CourtPac the best designed, best engineered tennis court roller on the market today. The unit is equipped with a durable Honda engine that starts on the first pull. Speed and direction are controlled with a hydraulic transmission that is smooth and responsive. The engine position allows the exhaust fumes to blow away from the driver.

CourtPac is easy to maintain – just add oil! There are no chains or sprockets, and the heavy-duty polyurethane scraper bars are quiet and will last years before replacement is needed. There is an emergency stop button, emergency break and a safety switch under the seat. Neutral safety switches prevent the roller from starting or jumping when in gear, making it the safest roller on the market today.

The seat is large and cushioned and adjusts to position the driver for easy handling and maneuvering of the roller. We've even included a cup holder!

HAR-TRU  
**COURTPAC**

### Why CourtPac?

Reduces court maintenance

Reduces maintenance costs

Easy to start

Easy to operate

Easy to maintain

Safe



# TIP

A tennis court should always be moist when rolled but never wet, for shifting of the surface may occur.



## COURTPAC PRO

ROLCPP04 - 48" CourtPac Pro Roller  
ROLCPP05 - 60" CourtPac Pro Roller

Nearly 30 years ago, Bob Lee introduced his first maintenance roller, the Proline, to the tennis community. It is with that legacy of tennis court innovation that we are so proud to introduce the newest version of that maintenance roller, the CourtPac Pro.

While the CourtPac Pro may look a bit similar to its predecessor, the 4' and 5' Proline Roller, that is where the similarities end. The Pro is powered by an ultra-reliable, 5.5HP Honda engine and driven by a fan-cooled HydroGear hydraulic transmission. This is the same transmission used in our recently redesigned CourtPac solid drum construction roller, as well as tens of thousands of industrial lawn mowers throughout North America. The redesign also incorporates improved comfort features for the driver: CourtPac Pro users will benefit from a fully adjustable, cushioned, high-back seat and newly designed foot deck. The new seat offers comfort and improved sightlines, and when coupled with the new, skid-resistant foot deck design, makes the unit, by far, the safest and most easily maneuverable unit available on the market today.

The roller guard was redesigned for 2008 and allows the user to see the roller as you are moving to determine if the court is too wet to roll by seeing the amount of material that is sticking to the roller. The Pro's unique rolling system uses a series of 14" wide cylindrical roll sections, allowing each section to turn independently as the driver makes turns on the Har-Tru court. This system eliminates the tearing or "biting" that some solid section rollers created when making similar turns.

Much like the Proline roller of yesterday, the CourtPac Pro has two, fully-adjustable grooming brushes for leveling and smoothing your Har-Tru court and a scraper brush to keep the roll sections clean of granular build-up.

The CourtPac Pro was developed with safety, ergonomics, and easy operation in mind. It's a relatively simple machine with fewer parts to assemble and little, if any adjustment, needed by the owner. The Pro was designed to incorporate the needs of the Har-Tru clay court owner, while answering the wants and desires of past Proline roller owners.

All CourtPac and CourtPac Pro rollers carry an industry best, 2-year warranty.

**NEW  
FOR 2008**



## AUXILIARY WHEELS

AUXWS



Auxiliary wheels have been designed to ease roller movement over difficult terrain. Leverage handles raise or lower the wheels, lifting the roller off the ground to prevent damage. A heavy-duty locking pin secures the wheels in position. The auxiliary wheels will increase the life of your roller and make it much easier and quieter to use when difficult transporting is required.



## COURTPAC COVERS

(Specify model)

Protect your investment! The roller cover is made of heavy-duty vinyl and is designed to fit 4' and 5' wide CourtPac Pro or your 24" or 48" wide CourtPac roller.

**NEW  
DESIGN**  
for 2008



## < TOW ROLLER

ROLTOW4 - 4' Roller  
ROLTOW5 - 5' Roller

The Tow Model Roller is an easy-to-use alternative to the power roller. It can be pulled by a golf cart, lawn tractor or utility vehicle and still offer the same rolling speed and convenience as the power roller. This unit can be upgraded to a motorized roller by adding the power head of the CourtPac Pro as shown on page 13. It comes with a weight tray, towing tongue, urethane blades and front and rear court brushes. The standard models are 4' and 5', with other widths available on special order. 1-year warranty.

## SMALL HAND ROLLER >

ROLHAN18

Perfect for the club that needs touch-up work around court edges, patching low spots, etc. The drum size is 18" X 24" and can be filled with water for a total weight of 320 lbs. The unit is all steel and comes with a scraper bar for removing any build-up on the drum. This roller is a good companion for your heavy-duty court roller. 1-year warranty.



14

**NEW  
DESIGN**



## < SPLIT-ROLL HAND-TOW ROLLER

ROLHAN24

This 24" x 24" hand roller is improved to give the same split-roller action as our more expensive rollers. Dual drums can be water filled for added weight, yet can turn on the court without damaging the surface. This is the only hand roller that can be towed in ovals with its dual-purpose handle. A scraper brush is included for removing any build-up on the drum. Good roller for those on a tight budget. 1-year warranty.

## ROLLER BRUSHES >

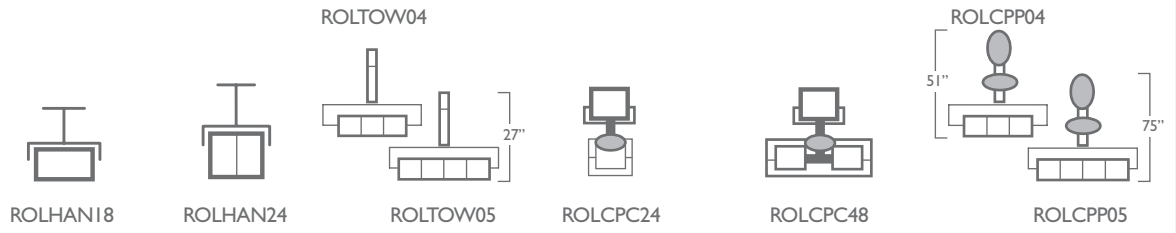
BRURLFR04	4' Front Brush	Coarse
BRURLBK04	4' Rear Brush	Fine
BRURLFR05	5' Front Brush	Coarse
BRURLBK05	5' Rear Brush	Fine

The complete brush assembly includes the brush, upright-mounting rods, floating springs, adjustment knobs and hardware. The brushes have easy-to-change, replaceable bristles.





# ROLLER SPECIFICATIONS



ROLLER MODEL	HAND	HAND	TOW	COURTPAC 24"	COURTPAC 48"	COURTPAC PRO
<b>ROLLING WIDTH</b>	24"	24"	42" 56"	24"	48"	42" 56"
<b>OVERALL WIDTH</b>	29"	29"	48" 60"	28"	54"	48" 60"
<b>OVERALL LENGTH</b>	42"	49"	27"	59 1/2"	60"	75"
<b>ROLLER SECTIONS</b>	1(24")	2(12")	3(14") 4(14")	24" front 24" rear	24" front 2(14") rear	3(14") rears 4(14") rears
<b>SCRAPERS AND BRUSHES</b>	1 Scraper-Bar	1 Scraper-Brush	1 Urethane Blade 1 Front Brush 1 Rear Brush	Urethane Blades	Urethane Blades	1 Urethane Blade 1 Front Brush 1 Rear Brush
<b>ENGINE</b>	None	None	Towed by Golf Cart or Lawn Tractor	5.5 HP gas Honda Manual Start	5.5 HP gas Honda Manual Start	5.5 HP gas Honda Manual Start
<b>TRANSMISSION</b>	None	None	None	Hydraulic Powered Variable Speed	Hydraulic Powered Variable Speed	Hydraulic Powered Variable Speed
<b>APPLICATION</b>	Good for Corners, Detail Work, Patching	Construction, Maintenance 1 Court	Maintenance 1-12 Courts	Construction, Maintenance 1 Court	Construction Maintenance 1-6 Courts	Maintenance 1-12 Courts
<b>ROLLER TYPE</b>	Steel Water Filled	Steel Water Filled	Steel with Weight Tray	Steel	Steel	Steel
<b>ROLLING PATTERN</b>	Forward & Reverse	Forward & Reverse or Wide Ovals	Wide Ovals	Forward & Reverse	Forward & Reverse	Wide Ovals
<b>WORKING WEIGHT</b>	320 lbs.	520 lbs.	48"-620 lbs. + 60"-716 lbs. +	705 lbs. & man	1,050 lbs. & man	48"-789 lbs. & man 60"-885 lbs. & man

## RESURFACING/SCARIFICATION TOOLS

### TRU-FLOW TOP-DRESSERS

SPRTF24 - 24" Hand Spreader  
 SPRTF36 - 36" Tow Spreader  
 SPRTF54 - 54" Tow Spreader

These three top-dressing units offer unmatched performance in distributing Har-Tru, as well as sand, rubber and other materials for synthetic grass, natural turf and running tracks.

Tru-Flow spreaders handle the toughest of conditions. For top-dressing to be effective, it needs to be applied as uniformly as possible. Tru-Flow's unique 8" dispersal drum is encased in expanded metal. Conventional drop spreaders rely on gravity to help release the Har-Tru from its hopper, but the Tru-Flow pulls the surface out of the hopper and on to the court with unmatched consistency.

A 24" hand model will hold up to four 80 lb. bags of Har-Tru and the 36" and 54" tow-type top-dressers can handle over 15 bags.

In addition, Tru-Flow's ground-driven systems mean that there are no hydraulics, pumps or engines to malfunction, leaving no possibility of oil leaks to leave tracks on your court, green or synthetic turf. Simply bolt on the handle and you are ready to start your pre-season renovation.



### TRU-FLOW BAG BREAKER

SPRTFBG24 - 24"  
 SPRTFBG36 - 36"  
 SPRTFBG54 - 54"




The Tru-Flow bag breaker allows you to open 50 lb. and 80 lb. bags of Har-Tru more easily, more quickly and more safely than anything we have seen. As seen in pictures above, simply drop a bag of surface on the bag breaker's raised point, pick up on each side of the bag and discard the remains. All your Har-Tru drops neatly in the TruFlow spreader saving you time and easing the stress on your back. Bag breakers are available for all 24", 36" and 54" TruFlow spreaders. Installation is super easy since the bag breaker fits neatly into the TruFlow spreaders hopper opening.

## LUTE/SCARIFIER

SCR04 - 30"

SCR05 - 48"



The lute/scarifier is two tools in one – made of all-aluminum for scarifying, leveling and removing loose granules. It is strong and sturdy, yet light enough to use all day and excellent for spreading new material during top-dressing. The concave shape of the 30" wide blade allows the tool to "float" along the surface, without grabbing or digging in. Also available in 48" width.

## COURT DEVIL

SCR01



Designed to agitate the court surface without removing or damaging existing line tapes. It helps prevent and break up mineral deposits, mold, algae and fungus that may tighten the court surface. The court is scarified with circular steel blades mounted on free-turning axles. Weight 105 lbs., width 48".

## COURT DEVIL JR.

SCR02



This smaller hand-model Court Devil is designed for maintaining areas along court perimeters and beneath the net line. It is also great for loosening localized hard spots. Weight 85 lbs., width 16".

## REPLACEMENT TEETH FOR COURT RAKE

SCR0714TGK - Replacement teeth set

Replacement teeth for the court rake now come in easy-to-install, 12" sections. Six sections are needed to replace the entire set. The new replacement teeth will fit old style rakes.

## TOW SCARIFIER

SCR03

SCR03NAI



This 48" wide heavy-duty tow model scarifier is truly a workhorse for loosening the top surface on Har-Tru courts. It is especially good for indoor courts and sun-baked southern courts with excess calcium build up. The unit is heavy enough to allow its two rows of case-hardened nails to really penetrate the surface.

- Staggered nails on each row prevent clumps.
- Sized to fit between the alley tape.
- Levered wheels lift unit over tapes so tapes can be left in place.
- Adjustable tow hitch fits most utility vehicles.
- Adjustable steel rails lower nails as they wear down.
- Removable steel plate allows for easy nail replacement.

## COURT RAKE

SCR11 - RAKE/TOW

SCR10 - RAKE/HAND



Although listed in this section, the court rake is an excellent grooming tool when used on a regular basis for subsurface irrigated courts, indoor courts and courts in dry, western climates, keeping the surface smooth and growth problems to a minimum. It is designed to loosen and groom the court surface with narrow spring steel teeth. The court rake can be safely pulled over the line tapes and has a built-in fence and net guard. The court rake is 73" long and weighs 35 lbs. A hand model is also available.

## HAR-TRU MAINTENANCE DVD

INS01

The Har-Tru Maintenance DVD set includes 3 DVDs filmed in partnership with USPTA. The DVDs cover topics from "What is Har-Tru?" to the latest in sub-surface irrigation, annual maintenance procedures and step-by-step instructions for top-dressing.



## LINE TAPES & NAILS

### PROLINE DESIGNER TAPE

TAPDEP (punched)  
TAPDEU (unpunched)



This Proline designer tape is the best line tape you can buy for your court, with its sure-spin feature and unique raised pattern specifically designed to allow consistent ball spin and speed at any angle the ball strikes the tape. It offers easy cleaning, long life, stability and will not yellow with age. The webbing is made from the finest synthetics available with a pure PVC coating. It is available with or without pre-formed nail holes.

### LEE CLASSIC TAPE

TAPCLP



The same top-quality webbing and vinyl coating used in our Proline designer line tape is also the basis for our Lee Classic tape. It has an even-textured, rubberized coating that combines good ball bounce, long life and easy cleaning. Available with pre-formed nail holes. The Lee Classic tape represents affordable quality in a line tape.

### LEE HERRINGBONE TAPE

TAPHBP (punched)  
TAPHBU (unpunched)



The Lee Herringbone tape is designed to ensure consistent ball spin and speed at any angle the ball strikes the tape. It is easy to install, made of long-lasting vinyl, meets specifications, cleans easily, stays white longer and has pre-formed holes for nailing ease. It has the same long-life quality as the Lee Classic tape, but with added texture. The balance of quality construction and player benefits make the Herringbone tape the best tape value.



## TAPE STRETCHER

TLATS

The tape stretcher ratchet has a 2" wide slot to insert tape for quick and easy installation of straight line tapes by one person. The use of a leather pad and support strap give a stable low base, allowing the ratchet to pull the tape straight and taut just above the surface so it can be nailed securely. The tape stretcher will improve the straightness of your tape, as well as decrease your installation time. It is especially helpful with old tapes.



## NAILS

NALAL21208 - 8 lb. Box  
 NALAL21225 - 25 lb. Box  
 2-1/2" aluminum nails (large head),  
 8 lbs. per doubles court.  
 For regular Har-Tru courts.  
 Available in 8 lb. or 25 lb. boxes.

NALAL30011 - 11 lb. Box  
 NALAL30025 - 25 lb. Box  
 3" aluminum nails (large head),  
 11 lbs. per doubles court. Great  
 for sub-surface irrigated courts.  
 Available in 11 lb. or 25 lb. boxes.

NALCO21225 - 25 lb. Box  
 2-1/2" copper nails (large head)  
 for cinder base courts, 25 lbs. per  
 doubles court. Available in 25 lb.  
 boxes only.

## KNEE NAILER

TLAKN

**NEW  
 for 2008**



The Knee Nailer was designed to reduce the grind of hand nailing. It is constructed of highly durable polyethylene with wide, stable wheels and a removable, 1" heavy density foam pad to kneel on. The top of the unit is 3-3/8" off the ground. By placing one knee on the cushioned surface, an individual can roll comfortably along the length of the line without having to constantly get up and down. With 2000 nails in one court, this little accessory provides big relief.

## NAIL COILS



NALSS214  
 Stainless steel nails for Duo-Fast nail gun 2-1/4"-7200/case

NALGA214  
 Galvanized nails for Duo-Fast nail gun 2-1/4"-7200/case

NALAL214  
 Aluminum nails for Duo-Fast nail gun 2-1/4"-7200/case

NALSS238  
 Stainless steel, ringshank nails for SENCO nail gun  
 2-3/8"-6000/case

NALGA238  
 Galvanized, ringshank nails for SENCO nail gun  
 2-3/8"-6000/case

## TAPE LAYOUT CABLES

TLALC



Line tape layout is a snap with the court cables from Lee Tennis. One person can locate pivot points and corners quickly, saving time and effort. Instructions included.

## TAPE LAYING KIT

TLATK



Conveniently packaged in a Lawn Buddy, our handy tape-laying kit contains everything you will need for laying tapes: 100' tape measure, hammer, utility knife, kneepads and a ball of string. The Lawn Buddy is on wheels, easy to pull along and great to sit on while nailing tapes.

*Note: Court cables are optional and can be added for an extra charge.*

## GROOMING EQUIPMENT

### THE LINE MASTER

LINMASFIN  
(shown above)



### < DELUXE PROLINE LINE SWEEPER

LINSWEFIN

This line sweeper cleans lines as quickly as you walk. The Proline is made of cast aluminum construction and is rust resistant. It has friction-driven rubber sleeves, a rugged synthetic bristle brush (available in coarse or fine) and a fence hook for easy storage. An easy-to-grip, curved handle gives extra leverage to aid sweeping action.

Features include a curved handle, all-aluminum construction for rust-free outdoor use, positive locking brush action and a perfectly textured brush for an easy-to-use yet firm brushing action. The angle allows the brush to dig in and remove those hard-to-clean areas that require more pressure. Brushes available with coarse or fine bristles.

### STANDARD DRAG BRUSH MODELS

MODEL	BRISTLE	BRISTLE LENGTH	TOP LUTE ANGLE	RECOMMENDED USE
BRUDRHD (HAND)	2 rows soft or stiff	4-1/2"	No	Standard Har-Tru court – hand pull 1 per battery of courts
BRUDRTW (TOW)	2 rows soft or stiff	4-1/2"	No	Standard Har-Tru court – towed by vehicle 1 per battery of courts
BRUDLHD (HAND)	2 rows soft 1 row stiff	6"	Yes	HydroCourt or other sub-surface irrigated courts and for customers who like a heavier, stiffer brush. Hand pull. Can also be used as a lute.
BRUDTW (TOW)	2 rows soft 1 row stiff	6"	Yes	HydroCourt or other sub-surface irrigated courts and for customers who like a heavier, stiffer brush. Towed by a vehicle. Can also be used as a lute.
BRUDSHD (HAND)	4 rows steel	5"	No	Maximum agitation for indoor and outdoor Har-Tru and sub-irrigated courts.

Standard drag brush models are made with long-life synthetic fibers and strong aluminum frames.

# TIP

Brush the court to level the surface and fill in small undulations or divots.

Brushing is most effective when the court is dry.

## STEEL BRISTLE DRAG BRUSH

BRUDSLHD - Steel Hand Model  
BRUDSTW - Steel Tow Model



The steel bristles excel at agitating the surface of hardened indoor and outdoor courts with sub-surface irrigation. They help break up algae and prevent its formation. Stainless steel bristles reduce rusting and increase this product's durability. Bristles come in 12" sections and can be purchased to replace bristles on existing brushes.




## DRAG BRUSH

BRUDRHD - Handle Model  
BRUDRTW - Tow Model

This drag brush has the built-in strength and versatility with replaceable dual 4-1/2" bristles designed to level and manicure your court. Reverse the handle and double the life of the broom. Other bristle combinations available on special orders.

## AUSSIE CLEAN SWEEP


AUS8 - 8' Model  
AUS4 - 4' Model



This unique combination tool from Australia helps pick up and remove leaves, pine needles, stones, ball fuzz and other debris found on your court while grooming the court like a drag brush. The PVC tines lift the debris and flip it on top of the unit so it can be carried off the court. Available in 4' and 8' widths.

## DRAG BRUSH/LUTE

BRUDLHD - Handle Model  
BRUDLTW - Tow Model



The drag brush/lute combination has three individual rows of 6" bristles. Two softer, outer bristles move the finest particles of Har-Tru, and a third firm, inner bristle levels low spots and divots. Turn the brush over and you have a 7' lute, perfect for cutting out high spots or leveling small patches. Every club should have one.

## TOW HANDLE

HAN0403K (tow handle only)



The tow handle sets the drag brush at the proper angle and provides for easy attachment to a utility vehicle for those who do not wish to brush by hand. Special knuckle action helps prevent breakage if the brush bumps the fence or net while in tow.

## LINE SCRUB

LINSCR



The heavy bristles break up the Har-Tru that gets caked on the tape. The unique aluminum handle gives the needed leverage to make the job easy. The brush head is replaceable.

## REPLACEMENT BRISTLE

BRISTR10F - 4-1/2" Fine Bristle  
BRISTR10C - 4-1/2" Stiff Bristle  
BRISTR11F - 6" Fine Bristle  
BRISTR11C - 6" Stiff Bristle



Replacement brush is made of select synthetic fibers. The brush slides easily in and out of the aluminum frame, making replacement a snap.

## REPLACEMENT BRUSH ASSEMBLIES

LINSWEFINBA (Brush, Springs, Axle, Bushings)  
LINMASFINBA (Brush, Springs, Axle, Bushings)  
LINSWEFINBR (Brush Only)  
LINMASFINBR (Brush Only)



Complete replacement brush assembly includes a synthetic brush, axle with nylon sleeves and springs. It is easy to install and requires no special tools. Available in coarse or fine.

## NETS/POSTS

### GRANDMASTER NET

NETGM



Our finest net features double mesh on the top six rows, giving you twice the wear in the most vulnerable wear-area of the net. The Grandmaster is made of 3.0 mm braided polyethylene. It has a heavy-duty, double strength spun polyester headband sewn with four rows of synthetic white thread-lock stitching. This net also features a 6.0 mm vinyl-coated steel cable and fiberglass dowels in the side pockets. It has a 5-year prorated warranty.

### MASTER NET

NETMA



To most professionals, the master net ranks as the standard of the industry. It is made from the finest braided and knotted 3.0 mm polyethylene cord with a tough wearing, double strength, vinyl-coated polyester headband. Stitching is done with four rows of heavy-duty lockstitched thread. The rust-resistant steel cable is vinyl-coated to prevent headband wear. The side and bottom bindings are rugged and come with side pockets and dowel sticks. It has a 3-year prorated warranty.

### Lee Tennis Nets

We represent what we believe to be the best net manufacturers in the United States. Before our private label goes on, each model is thoroughly tested.

### CUSTOM TIDYFIT NET

NETTF  
(shown above)

This is the first new look for nets in years. This top-quality net is actually made to fit your court. It features the top six rows of double-mesh, 3.0 mm black-braided polyethylene, 1-3/4" sq. single mesh, 42" high at the posts and 36" high at center strap. The net is tapered along the bottom to accomplish a near perfect fit to the court, eliminating bunching at the center strap. It also has a double headband, fiberglass dowels and a 5-year prorated warranty.



## THE CLASSIC > WOOD NET POSTS

These incredible handmade net posts are lovingly crafted one at a time in a small town in Argentina. Manufactured out of the highest-quality materials, including bronze, aluminum and farm-grown Brazilian hardwood, these net posts have been specially designed to withstand the considerable force of a fully tensioned net, as well as resist the worst Mother Nature can offer. Features of this post include five coats of a UV-resistant varnish, solid bronze cap and bottom ring plate to protect from moisture.



**NEW  
SUMMER  
2008**

## PROLINE NET POSTS

PSTSTEG - Green post  
PSTSTEB - Black post

This net post has been the industry standard for years. This 2-7/8" net post has recently been enhanced with a new, more durable and attractive powder-coated finish on the steel post, the all-aluminum reel and the newly redesigned cap. The cap now features a machined brass pulley and axle offering great looks with corrosion-free performance. Posts are available in black or green.

**IMPROVED**



**NEW  
SUMMER  
2008**

## PROLINE ALUMINUM NET POSTS

The Proline net post, that has been the industry standard for years, is now available in aluminum. This new addition to our line is rust-proof and just as strong as our steel post. The aluminum Proline post is perfect for coastal climates and any place where there is high humidity throughout the year. Available in black and green.



## < RETROFIT NET POSTS

PSTRETG - Green post  
PSTRETB - Black post

Give your court a facelift. These aluminum, internal winding posts are specifically designed to slide over your old, rusted and flaking 2-7/8" outside diameter posts. Slide these attractive, rust-free posts over the top. Save thousands of dollars by negating the need to demolish and replace net post foundations during surfacelifts and overlays. Available in black or green.



## ALUMINUM INTERNAL WIND > NET POST

PSTALUG - Green post  
PSTALUB - Black post

The aluminum, tear-drop shape tapers towards the net giving added strength and a sleek, unique look. With a fitted cap and lacing rod system, all visible cables, cleats and ratchets can be eliminated creating a safer, more attractive net post that will give years of rust-free service. The post has a heavy-duty, internal winding system that is compact, self-contained and replaces easily if necessary. Comes complete with winding mechanism, removable crank, cable tie clamp, pulleys and lacing rods. It can often be used in existing 3" sleeves. Overall length is 63" and weight is 39 lbs. Available in black or green.



## CENTER STRAP > ANCHOR NETCS

The center strap anchor is made from black steel pipe with a pin in the top for center strap hook-up. It is coated with green enamel paint and has an overall length of 9". A 2" outside diameter pipe makes it easy to attach and detach the net strap.



## PROLINE DELUXE REEL ASSEMBLY

PSTSTEGREL - Green assembly  
PSTSTEBREL - Black assembly



This all-aluminum reel is powder-coated in either green or black. The removable safety handle prevents net tampering. The reel fits most standard 2-7/8" outside diameter posts and includes screws for easy installation. The spring loaded cog cover gives a more positive lock as well as added safety for the user.

## CAP ASSEMBLY

PSTSTEGCAP - Green cap  
PSTSTEBCAP - Black cap



This cap features a brass pulley for smoother operation and a powder-coated finish for greater durability. Available as replacements on existing 130 posts. Green or black finish.

## < CENTER STRAP NETPA

Our adjustable center strap can be used with any pipe anchor. Made from a high-quality synthetic webbing for long life and includes a heavy-duty adjustable buckle with a double snap at the bottom.



## WINDSCREENS/FABRIC FENCING

### OPEN MESH WINDSCREEN



WINPP6G0 - 6' height  
WINPP9G0 - 9' height

### CLOSED MESH WINDSCREEN



WINPP6GC - 6' height  
WINPP9GC - 9' height

### HEAT-SEALED, VINYL COATED POLYESTER WINDSCREEN



WINHS6BO - 6' height - Black  
WINHS6GO - 9' height - Green  
WINHS6BO - 6' height - Black  
WINHS6GO - 9' height - Green

These mesh polypropylene windscreens are made from special weather-resistant yarn and sewn with polyester thread. Other advantages are: they will not mildew, they are abrasion resistant and have long-lasting color retention. They serve as excellent backdrops to improve ball perception, reduce glare and help block out wind and other distractions. Available in 6' and 9' heights and in any length. (Center tapes and windows are included in the 9' height.) All four sides are bound with solid brass grommets every 15".

Heat-sealed, vinyl-coated polyester has a reputation as the most durable windscreen material in the industry. The 10 oz. material is heat-sealed for long-lasting hems. Brass grommets are installed every 12" for easy installation and a classy appearance. The windscreen comes standard in 6' and 9' heights and is available in dark green or black. Custom sizes are available and custom logos can be added to any screen. Call for quotes.

# DID YOU KNOW?

Windscreen samples and complete measuring instructions are available upon request.

## POLYETHYLENE FENCING

NETBN



This is the strongest-possible netting available that does not give a heavy appearance. It is designed for outdoor use and treated with the same weather treatment used on commercial fishing nets. Made of black polyethylene, this fencing blends into the background and is a great alternative to commercial-looking chain-link fences. Installs easily and is cut, hemmed and grommeted to fit your needs.

## COURT COVER

COV08

Clubs and residences are discovering that a court cover allows them to open more quickly in the spring. Less moisture on the court surface means less freezing and thawing. Tapes stay down better and court material shifts less. Covers are made from woven coated polyethylene and are custom cut to fit your court.

## FASTENERS

WINPRP - Polyrope

WINTYW - Ty-wraps

WINSNA - Plastic snaps

WINHOK - S-hook

WINMTW - Mending twine



Our polyrope, ty-wraps, black mending twine and plastic snaps are top-quality fasteners designed for ease of installation and long life. "S" hooks are available as well.

## ACCESSORIES



### < SUPER SOPPER

DRY04 - 7 gal. Mackerel  
DRY05 - 14 gal. Dolphin

The Super Sopper takes care of total water removal by lifting water off the court using an ingenious collection system that holds up to 14 gallons at a time. How does the Super Sopper work? Water is lifted from a court using a sponge-covered barrel and is strained into the center of the porous barrel where it can be held and later emptied. The Super Sopper is perfect for courts that tend to puddle in low areas and need total water removal to get courts in play fast. It can be used on both hard courts and Har-Tru courts. Replacement sponges available.

DRY04SP - Mackerel Replacement Roller  
DRY05SP - Dolphin Replacement Roller

### MASTER SWEEP >

DRY03

Made from tough, durable polyvinyl alcohol, this remarkable seamless roller will outperform any other roller. The non-deteriorating foam is molded directly onto the roller core for a seamless fit to ensure rapid, streakless drying.

DRY03SP - Master Replacement Roller

### A Must Have

Accessories are a must for every court owner or club. They enhance the playability, maintenance and appearance of any court.





## < SEAMLESS ROL-DRI

DRY01

The revolutionary Rol-Dri water remover has a unique "rolling seal" action that continually squeezes water ahead of the roller. Standard size is 36". Weight 8 lbs. It can be used on both hard and Har-Tru courts.


DRY01SP - Seamless Replacement Roller

## TENNIE TWO-STEP

SHOTTSWB - Tennie Two-Step with Brush

SHOTTSB - Tennie Two-Step

SHOTTSBR - Brush attachment



The Tennie Two-Step has become the industry standard for keeping clubhouse carpets, players' shoes and tennis club pathways cleaner. The Tennie Two-Step is simplicity in itself. It is a UV-resistant polyethylene water-holding basin containing two patented perforated rubber panels designed to force water into the soles of your tennis shoes while you rock back and forth on your feet. The results are noticeable everywhere. Clean tennis shoes mean no more Har-Tru in the pro shop, on walkways to and from the courts or in your car.

Tennie Two-Step is available in its classic form, or with a newly designed shoe brush attached to the frame for more aggressive cleaning needs. You can also upgrade your existing units by installing a brush. Installation is simple and requires two holes to be drilled and two bolts to be tightened. All the appropriate hardware is included.



## < ROLLER COVER-UP

DRY01CV

The roller cover-up is a must for all facilities with hard courts. Made from durable, black PVC, the designer top will protect your Rol-Dri from the weather while tidying the appearance of your facility.

## COURT MAID

SHOCMJGR - Green

SHOCMJBK - Black



Court Maid's powder-coated, all-aluminum frame is designed to be installed at the gates and exit points of your Har-Tru courts for cleaning tennis shoes and trapping Har-Tru within its collection basin. The brush unit on top lifts off for easy removal of the accumulated Har-Tru. Simply hose off to clean.

## THE TREADBLASTER

SHOTBL

This unique shoe cleaner has high force, concentrating nozzles that shoot crossing jets of water into the soles of your shoes, thoroughly cleaning out all Har-Tru in just 5 to 10 seconds. The Treadblaster typically uses one quart of water per cleaning and has side towers that prevent any significant over-spray that could wet shoes, clothing or legs. It doesn't require any electricity but does need a standard 3/4" garden hose with pressure of 30 to 60 PSI (pressure-reducer valves are available for higher pressures). The unit can be attached to any solid, level surface using the included mounting plate.



## < HAR-TRU SHOE BRUSH

SHOSBR

The Har-Tru shoe brush can be attached to the sidewalk or left free standing. The softer upper bristles dust off the upper portion of the shoe while the stiffer lower bristles scrape topping from the soles. The base is made of heavy-duty carbon steel. The shoe brush is easily cleaned with a hose or soap and water.

## HOAG DELUXE BALL BASKET

BAL01



Holds 100 balls. Extra sturdy handles flip over and lock into raised position for ball dispensing. Heavy-duty construction throughout. Unbreakable basket bottom is constructed without welds. All metal fatigue is eliminated due to a floating center rod (or rods) that move up and away from the ball.

28

## HOAG TEACHING CART

BAL02



This heavyweight holds 350 balls and is ideal for camps, clubs, tennis professionals and court owners. Wheels have ball bearings on each side with dust, dirt and clay protective seals. Store and lock one or two rackets inside cart. Black heavy-duty plastic coated baskets, hinged lid and storage tray. No bolt ends or nuts on inside of ball basket to skin knuckles. This is the finest ball cart ever made. This is a drop-ship item.

## POLYURETHANE > BENCH

BEN01WH



This attractive bench is constructed from extruded high-density polyurethane, which combines lasting strength with super comfort. Engineered for excellent stability, it can be bolted to solid surfaces for permanent positioning. Maintenance free. Easy assembly required. Overall length 5'. Available in white and forest green. Shipping weight 45 lbs. each.



## < UMPIRE'S CHAIR

UMP01

The umpire's chair puts an umpire's eye level almost eight feet above tournament play for confident calls. Our latest umpire's chair is constructed of tubular aluminum for years of rust-free use. Wheels on the rear legs allow effortless rolling without disfiguring the court surface.

## THE COURT HANG UP

ORG03



The court organizer hangs neatly on the fence and provides a safe, convenient storage space for coats, keys, phones, sunglasses and other paraphernalia. The unit comes with everything necessary for mounting and attaches easily to any fence.

## COURT CLOCK

CLK02

This all-weather clock is designed to handle the sun, rain, wind and cold. The clock is radio-monitored and updated every few hours off the United States military's atomic clock in Ft. Collins, CO. The unit also provides temperature and relative humidity. Your members will appreciate you looking out for them!





# ALGAE CONTROL

## CUTRINE ALGAECIDE



SOLCUTKIT

Citrine liquid algaecide is for use in HydroCourt water-control boxes only. The application rate is 7 oz. per each water control box per each application. Applications should be made every 4 months. The recommendation is for 1 gallon of citrine per court per year to deliver the best algae control available. Four 1-gallon containers per case.

**Lee Tennis offers a complete line of growth-control products for Har-Tru courts. Whether it's moss, algae, grass or weeds, these algae-control products are simple to apply and will help keep your courts looking great and playing beautifully day after day.**

## ROUND-UP PRO HERBICIDE



SOLPRO

Round-up ProDry herbicide is sold for the control of grassy and broadleaf weeds growing on the tennis court. The recommendation is to use one 1.5 oz. packet with 1 gallon of water in our lawn wheelie motorless sprayer.

## LAWN WHEELIE



SOLLWH250 - 2.5 gallon  
SOLLWH600 - 6 gallon


The Lawn Wheelie is a motorless weed sprayer that delivers a 36" fan of solution at a rate of approximately 1000 sq. ft. per gallon. It features a 2.5 gallon tank, spray nozzle, shut-off valve and a ground-driven pumping system that adjusts to the speed the unit is pushed. It is a must for spring top-dressing.

## BACKBOARDS/SCOREKEEPERS/COURT SIGNS/COOLERS

### BAKKO BACKBOARDS

BKB812 - 8' x 12'

BKB816 - 8' x 16'



Bakko backboards offer tennis players of all ages and ability levels the best practice partner available today. Bakko backboards come in a variety of sizes, shapes and colors to fit the needs of every player and facility - private courts, country clubs, camps, municipalities, schools, colleges, military bases, homeowner associations - wherever the game is played! Drop-ship only. Other sizes available.

### IGLOO COOLER >

COLKT05GR - 5 gallon

COLKT10GR - 10 gallon

Before you dig up your tennis court to add the convenience of a water fountain, consider the inexpensive alternative of an attractive courtside water cooler. This insulated cooler is lightweight and ready to serve ice-cold water or any sports beverage. This unit also includes a tidi basket, cup dispenser and 600 cups. The unit comes with either pedestal or direct burial stand.

The stand is available in green or black. Replacement coolers, stands, baskets and cup dispensers are available.



### < TIDI-COURT VALET

ORG02B - Black

ORG02G - Green

This court valet organizer is made of super strength high-density polyethylene with a trash basket that holds up to 50% more. Stainless steel hardware is included. Available in black or green.





## THE OUTPOST

SNGOP1 - 7-3/4" x 29-1/2" x 49-1/2"

SNGOP2 - 7-3/4" x 37-1/2" x 49-1/2"



The Outpost vinyl outdoor display board is an easy, maintenance-free way to post items for display. A weatherproof vinyl exterior, sliding plexiglass doors, neat cork display area, aluminum door tracks and an optional door lock make the Outpost functional and durable. The Outpost can be mounted on the fence, on a building or on posts. Mounting hardware is sold separately. Drop-ship only.

## POST MOUNTED SCOREKEEPER & SCOREBALL

SCO04 - Scorekeeper

SCO03 - Scoreball



The Scoreball and post-mounted scorekeeper are made of highly durable PVC. They are extremely visible for players and spectators alike. They can also be customized with the club or school name for an additional fee.



## < TIDI-COURT SCOREKEEPER

SCO01

The net model scorekeeper is excellent for tournaments and interclub matches. Players' names can be written in and the spectators can easily track the score from several courts away. The unit comes with two pipe clamps and a black marker. Sold separately from Tidi-Court.

## TIDI-COURT COURT ORGANIZER

ORG01G

This green court organizer keeps everything in its place. It has a convenient valet tray for wallets, keys, etc., out-of-the-way hooks for towels and jackets, a trash can and indented holders to eliminate beverage spills.

## COURT SIGNS

SNGSHOE

"Soft Sole Shoes Only"

SNGMAIN

"Courts Closed for Maintenance"

SNGREGI

"Please Register in Pro Shop"

SNGCLOS

"Courts Closed"

SNGGATE

"Please Keep Gates Closed"

SNGSIGN

"Please Sign In"



## > EZ-SCORE

SCO02

The EZ-Score is a small, affordable scorecard that sets inconspicuously on the end of the net. It fits in a tennis ball bag, yet has scorecards large enough to see from anywhere on the court. The EZ-Score looks great and comes with its own carrying case.



## COURT NUMBERS >

SNG - Single digit #s

SNG - Double digit #s

Made of durable hard plastic with green numbers on a white background. Overall size 10" x 12." One- or two-digit numbers are available.



# IRRIGATION

## NELSON SPRINKLERS

IRRSPR6001



IRRSPR6503



IRRSPR6005


**BEST CHOICE**

 High-speed  
head

IRRSPR6000



Our Nelson Pro series gear drive sprinklers with the Acu-Cover nozzles provide better near sprinkler watering to help eliminate donut-shaped dry areas and allow for more flexibility in sprinkler layout and design. Stainless-steel sleeves, heavy-duty springs, anti-drain valves, locking cap screws and low-angle nozzles are included. Exclusive Nelson click-set collars make for quick and easy radius adjustment. One sprinkler provides for full- or part-circle patterns.

A unique slip-clutch protects gears and motors from damage. Wrench, piston clamp and instructions are included. 5-year warranty on materials and workmanship.

## NELSON VALVES

IRRVAL7901

IRRVAL9515



EZ Connect 9500 series valve has high-grade PVC unions located on the inlet and outlet allowing maximum versatility of pipe size (1-1/2" and/or 2") and fitting combinations (slip and/or threaded). Installation and removal is a breeze. A 1" 7900 series valve (left) is also available. Nelson valves are made from heavy-duty materials and corrosion-resistant metals for years of dependable service.

## NELSON SPRINKLER HEAD SPECIFICATIONS

SPRINKLER MODEL	PRESSURE RANGE	RADIUS RANGE	GALLONS/ MINUTE	NOZZLE RANGE	PRECIPITATION RATE RANGE	INLET SIZE
IRRSR6000	20-65 PSI	30'-51'	1.0-9.5	#4-#11	.21-.88 in/hr.	3/4" Female
IRRSR6001	20-65 PSI	30'-51'	1.0-9.5	#4-#11	.21-.88 in/hr.	3/4" Female
IRRSR6005	25-65 PSI	26'-42'	0.9-7.5	#4-#10	.26-1.02 in/hr.	3/4" Female
IRRSR6500	40-75 PSI	44'-60'	2.3-12.6	#61-#64	.23-.84 in/hr.	1" Female
IRRSR6503	45-75 PSI	32'-51'	2.8-13.2	#61-#64	.29-1.13 in/hr.	1" Female
IRRSR6505	40-75 PSI	44'-60'	2.3-12.6	#61-#64	.23-.84 in/hr.	1" Female
IRRSR7005	40-90 PSI	46'-64'	6.7-18.4	#1-#5	.61-1.08 in/hr.	1" Female
IRRSR7503	40-90 PSI	48'-64'	9.4-27.5	#3-#8	.79-1.61 in/hr.	1" Female

*All Nelson gear drive sprinkler heads have the continuous full- or part-circle option in each head and are available with plastic and stainless-steel sleeves.*

## SPRINKLER SYSTEM LAYOUT SPECIFICATIONS

TYPE OF COURT	NUMBER OF HEADS	PRESSURE RANGE	GALLONS PER MINUTE
Single or Private Courts	4, 6, or 8	50-90 PSI	20-80
Club Courts			
Battery of 2	7, 9, or 16	50-90 PSI	48-160
Battery of 3	10-24	50-90 PSI	72-216
Battery of 4	13-32	50-90 PSI	96-288

## NELSON CONTROLLERS

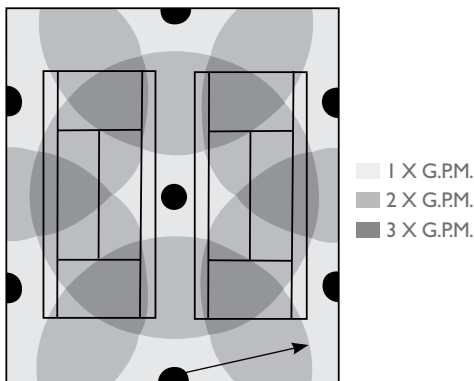
IRRCO8306 - 6-zone  
 IRRCO8309 9-zone  
 IRRCO8312 - 12-zone



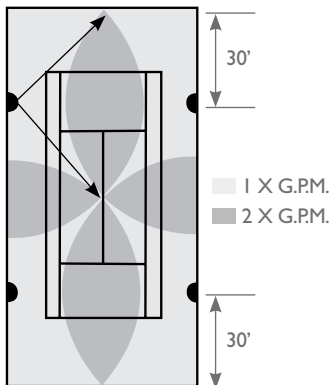
### EZ Pro Jr. Series Controllers

- Professional-grade irrigation controllers
- Easy-to-use dials and buttons for programming
- Large and clear LCD read outs
- Non-volatile memory stores programs without AC power or batteries
- 3 independent programs
- 3 start times per program (9 total starts)
- 3 scheduling options (7 day calendar, 1-30 day interval, true odd/even) to suit a wide variety of situations
- Water budget option reduces or increases watering 0-200 percent, eliminating wasteful watering and allowing changes for unusual weather
- 3 test cycles (Manual with ManualAdvance™ feature, Cycle, 3-minute test)
- Easy to install and features tool-less terminal strips
- Programmable run times from 1 minute to 5 hours and 59 minutes
- Poly-fuse circuit protection for power surges and overload protection
- Exclusive Select&Adjust™ programming
- Internal transformer
- 2-year warranty on materials and workmanship
- Always install surge protection with your controller.

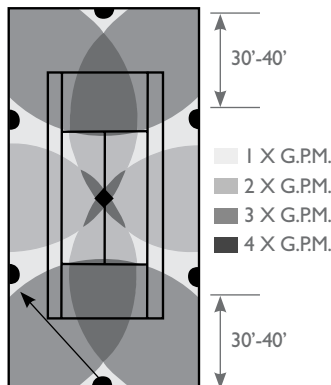
### BATTERY OF TWO COURTS 7- OR 8-HEAD LAYOUT



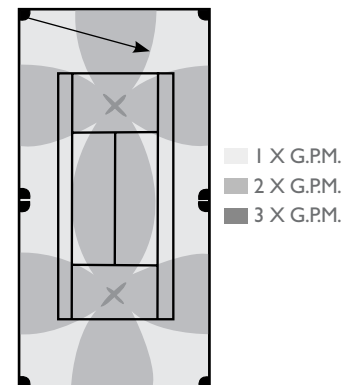
### 4-HEAD LAYOUT



### 6-HEAD LAYOUT



### 8-HEAD LAYOUT



## CONTRACTOR/SPECIALTY ITEMS

### SUPER SQUEEGEE

SQG3650 - 36" Squeegee  
 SQG3650AP - 36" Squeegee with  
 adjustable back plate



The revolutionary Super Squeegee from Lee Tennis, is the first squeegee that allows the user to make individualized adjustments to meet their specific needs, whether those adjustments relate to the angle of application, durometer of rubber or distance between hand grips. The advantages of the Super Squeegee are clear:

- The optional back shield allows users to simulate different durometers of rubber simply by adjusting the flex of the rubber.
- The handle is 6' long with adjustable rubber grips for added feel and control.
- The handle bracket and blade are easily adjusted to accommodate different angles.
- The squeegee comes in a 50 or 70 durometer rubber blade.
- It comes with a solid mounting bracket to eliminate chatter and stabilize the surface blade.
- Stiffer 70 durometer blades are also available.

### Internet specials

Go to [www.leetennis.com](http://www.leetennis.com) for our monthly Internet specials. You can also contact Lee Tennis or your Har-Tru distributor.

### STRAIGHTLINER PLUS

TLASL



The Straightliner Plus is the fastest, easiest way to mark court boundaries for painting almost any surface. It lays masking tape lines precisely, evenly and smoothly in seconds. Lay one-inch masking tapes 1-1/2, 2-1/2 or 3 inches apart. Curves and circles can be done as easily as straight lines.



### HAR-TRU APPAREL

APP01 - Polo  
 100% combed cotton  
 mesh polo. Available in  
 S, M, L, XL and XXL.

APP02 - Hat  
 Adjustable cotton twill cap.









650 Peter Jefferson Parkway . Suite 300 B . Charlottesville, VA 22911